



Terms in the Application of Stress-strain Relations for Concrete Creep

¹ Vojislav Mihailovic

¹(Professor of Civil Engineering,, University of Novi Sad, Faculty of Civil Engineering , Subotica , Serbia)
Corresponding Author: Vojislav Mihailovic

ABSTRACT: The application of concrete creep and shrinkage coefficients should facilitate and eliminate the dilemmas that are now present in the practice and theory of ²RC , ³PC and Composite structures. The first part of the paper points out the possible difficulties that arise in obtaining experimental data and the exact definition of the creep coefficient and the function of measure concrete creep. The largest part of this paper dealt with how to get the expression and value of creep coefficients and measures of creep and shrinkage of concrete. The paper is intended for researchers in laboratories for testing the behavior of concrete under long - term loads. The work can be usefully informative for designers and builders.

KEYWORDS: Concrete, rheological data, creep (viscosity), experiments

Received 14 December, 2020; Accepted 28 December, 2020 © The author(s) 2020.

Published with open access at www.questjournals.org

I. INTRODUCTION

The intention of this paper is to point out the importance of the concepts of creep and shrinkage of concrete in order to increase the accuracy of the data obtained by experiments for the service loads. Although some parts of national regulations are simple enough to use, work remains unfinished on discussions of definitions of several terms, due to different formulations of terms in the period before 1970 and more recently. Also, the importance of proper processing of measurement data on concrete samples in laboratories and in the application of expressions for certain functions of creep measures is insufficiently emphasized.

Until now, a large number of creep functions have been proposed based on the testing of a large number of concrete samples in devices, which are able to activate a constant compressive force or a variable force over time. The degree of coincidence of previous experimental results and theoretical values is often unacceptable for application in practice.

So far, measurements of due to shrinkage and creep of concrete samples have been performed in laboratory climate chambers at a constant temperature, which is usually $T = 20^{\circ}\text{C}$ and relative humidity $HP = 40\%$ or 70% . Measurements are also performed on construction sites in environmental conditions. Coverage of changing climatic conditions of the environment does not yet have completely acceptable and explained forms. Therefore, greater caution is required in the measurements that are sometimes performed on the structure itself. Based on the measurements, sometimes the necessary interventions are performed on the structures in order to obtain the desired state of deformations .

II. IMPORTANCE OF THE TERMS END NOTATIONS

2.1 Creep coefficients

For several significant structures, measurements of concrete characteristic at long observation time for different environmental conditions were performed at the IMS Institute in Belgrade. The structures are listed now again: Hangar 2 of Belgrade Airport, Railway Bridge over the Sava in Belgrade, Prefabricated concrete girders of the company 'Gradis' from Maribor in order to point our experience in this field [13].

An overview of the concrete strains, is given in the manner often shown in the books for this area (Fig. 1), but here is shown on a more complete insight into the types and forms of concrete deformations. There are indicated measured values of strains with the big difference in the interpretation works in relation to the types of curves when unloading of samples is done, for time $\geq t_1$, which shows in a new way the behavior of concrete sanples in accordance with the proposed modified rheological models[21].

A review for test of samples in Fig. 1 will be further basic for the description and idealized explanation of the presented creep and shrinkage curves of concrete.

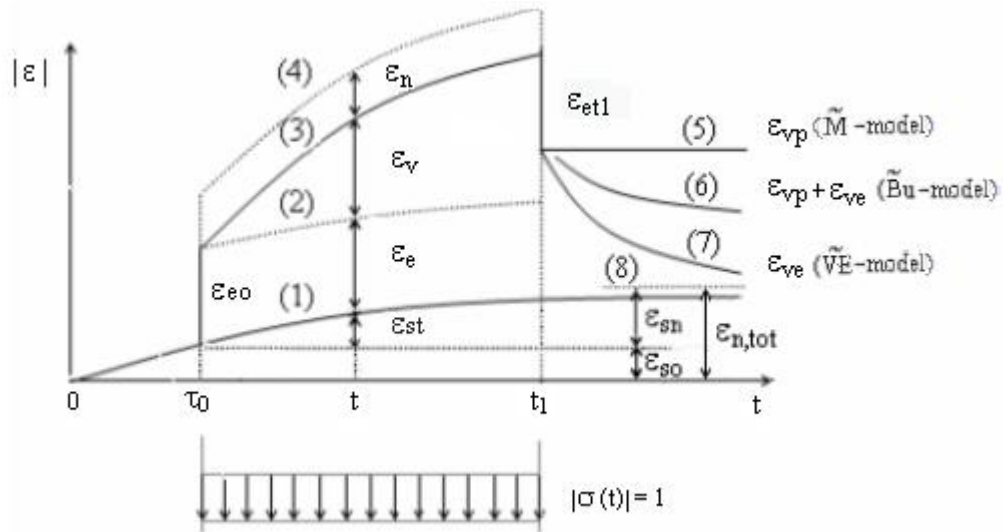


Fig. 1 Strain curves of concrete samples as a function of time (idealized [6])

There are four types of strains for concrete samples depending on the cause of their occurrence in Fig.1:
 1) Under loading (Force on the sample is $P_0 = \text{const}$)

ϵ_{e0} -initial elastic strain in time $t = \tau_0$ due the force P_0 of concrete samples at $\sigma_0 < 0.3f_c$

The elastic strain curve (2) is plotted parallel to curve (1) for shrinkage of concrete (idealized).

ϵ_v -viscous strain due to stress σ_0 in the time (t) are shown by curve (3), which are measured in relation to curve (2).

2) Under unloading (Force on the samples is $P_0 = 0$)

ϵ_{et1} - elastic strain of concrete samples in time (t_1) (elastic reversible - returned)

ϵ_{vp} - viscoplastic strain of concrete samples (irreversible curve (5))

ϵ_{ve} - viscoelastic strain in concrete samples (reversible curve (7))

$\epsilon_{vp} + \epsilon_{ve}$ - sum of viscoplastic end viscoelastic strains (curve (6))

3) Concrete shrinkage ($P_0=0$)

ϵ_{s0} -strains due the shrinkage samples of concrete in the point (τ_0). The effect of shrinkage in a time interval $(0, \tau_0)$ is most often considered independently in the calculatons.

ϵ_{st} -strain of the shrinkage samples of concrete between (τ_0) and (t) shown by curve (1).

ϵ_{sn} - the final measure of shrinkage of concrete samples for the time interval (τ_0, t_n) .

$\epsilon_{sn, tot}$ - the final measure of shrinkage of samples which is valid for time interval $(0, t_n)$.

Asymptote for the curve (1) is the line (8).

4) Effects of imposed deformations ($P_0=0$)

ϵ_n -independent known change of strains shown of concrete samples by the curve (4)

For example: due to temperature change T^0 or due displacement of structural supports.

The creep coefficient is the introductory and first characteristic of concrete creep, the application of which has been very successful on a large number of structures for service loads. Its net experimental value is defined by the ratio of the measured viscous strain (creep) at discrete observation times (τ_0, t_1, \dots, t_n) and the measured elastic strain is validity only for $\tau_0 = \text{const}$ (Fig.2):

$$\varphi(t_i)_{\text{exp}} = \frac{\epsilon_v(t_i)}{\epsilon_e} \quad (1)$$

wherein

$\varphi(t_i)$ - experimental net value of creep coefficient

$\epsilon_v(t_i)$ - viscous strain of concrete in time(t_i) (calculated value)

ϵ_e - initial elastic strain in loading time $\tau_0 = \text{const}$ for only one series of concrete samples (see: Fig.2)

Measurements of total strains of concrete together include strains of viscous creep of concrete, shrinkage of due to ambient concrete and changes temperature and humidity. The creep coefficient at the observation time (t_i) shows how many times is viscous strain greater (or less) then the elastic one at the initial time (τ_0).

Therefore it can be written:

$$\epsilon_{v,red} = \epsilon_{tot} - \epsilon_e - \epsilon_{st} - \epsilon_T \quad (2)$$

wherein (see: Fig. 1):

$\epsilon_{v,red}$ - reduced value of viscous strain of concrete in time(t_i) (calculated value)

ϵ_{tot} - total value of concrete strain in time (t_i) (measured value)

ϵ_e - elastic strain value (measured value)

ϵ_{st} - strain value of concrete shrinkage in observation time (t) and for initial time $t_0 = \tau_0$ (measured value)

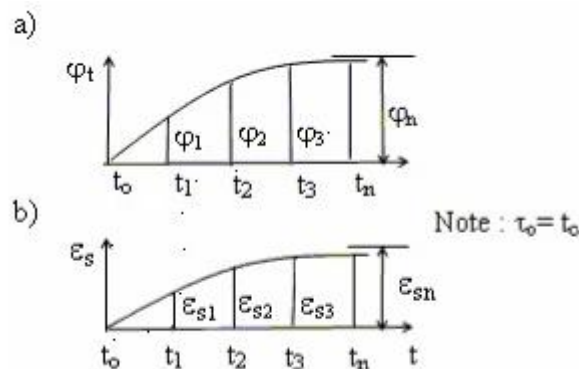
$\epsilon_T(t_i)$ - strain value of concrete caused by a change of temperature in relation to the mean value (T^0m) : $\Delta T_i = T_i - T^0m$ (usually $T^0m = 20^\circ\text{C}$ for climatic environment of Serbia). It is new proposal for calculation of strains. Also it would be useful to see: [2]).

For one series of samples (most often $m \geq 3$) it is always $\tau_0 = \text{const}$, so it can be argued that the function of creep coefficients depends of one argument, i.e. $\varphi_t = \varphi(t)$. In Fig.2 it can be seen that $\tau_0 = \text{const}$ holds along the whole curve between $t_0 = \tau_0 = 0$ and t_n for theory of aging, and also same is valid for theory of heritage if it is given $t_\infty = t_n$.

If a series of measurements of these strains in time (t_0, t_1, \dots, t_n) is performed and the corresponding individual values are calculated ($\varphi_0, \varphi_1, \dots, \varphi_n$), an experimental polygonal curve for concrete creep are shown obtained in the paper [21])

In Ulickij's book [6], many more points were taken than in the author's work [20], ie a much smaller number of characteristic points of time of observation of creep and shrinkage of concrete was selected, due to greater clarity and easier explanation of work procedures. at the end of each month from measurement start. In the first month of concrete hardening, there are major changes in the deformation of concrete, so you should take a total of at least three measuring points

Creep function is idealized by a series of points calculated by mean exponential values for curves which is shown in Fig. 2a on next page.



**Fig. 2 a) Creep coefficient function (φ_t) of concrete (by theory of aging)[6]
b) Shrinkage strain function (ϵ_{st}) of concrete [6]**

The theoretical creep coefficient curve passes through points that must fulfill the geometric conditions of the experimental curve, but also the conditions of rheological models and mathematical conditions which are considered in [20] [21]. The creep curve allows also to find creep coefficients at points (t) of axes in which no measurements were made ($t \neq t_i$). Until the 1970th, it was adopted that the creep coefficient function $\varphi = \varphi(t)$, which will now be discussed in more detail, have been represented in the described way by the most famous

researchers Volterra , Dischiger , Ulicki , Aleksandrovskij, Sattler, Djurić and many others (see: [1],[5], [6][7]).

However, somewhat later it was broadly accepted that it was valid $\varphi = \varphi(t, \tau_0)$, i.e. as function of two arguments, although this is contrary to the definition in expression (1) for $\varphi(t)$ and for expression (2) (see: [11],[9], [18], [2], [3]).

This statement can also be found in the paper of Illston-Jordan (1972), which is cited in [11]. However, later (1984.) a probabilistic approach for determining creep coefficients is proposed in paper[14]¹. It seems that the name of function for creep coefficients $\varphi = \varphi(t)$ and the term to function of creep measures (viscous) of concrete $\delta_v = \delta_v(t, \tau_0)$ have been mixed, which will now be treated in more detail.

In many papers, the creep coefficient is defined by the ratio $\delta_v(t, \tau) / \delta_e(\tau_0)$, which is wrong, because the value of the creep coefficient function with two variables is obtained. For easier analysis, you should see Example1 and papers EC2 [2] and many others¹.

2.2 Creep measures of concrete

a) The case $E_0 = \text{const}$ and $\sigma_0 = \text{const}$ in the time interval (τ_0, t_1) (see: Fig, 1)

a1. Application of creep coefficient functions

The curves of the creep coefficients of concrete are used to form curves by which their measures of (viscous) creep are sought. The creep measure of concrete $\delta_v(t_1, \tau_0)$ is function of specific values of creep strains in time (t_1) due to unit stress in time (τ_0) . Therefore, it depends of the observation time (t_1) and of the time of initial loading of concrete samples (τ_0) .

The expression for the function creep measure of concrete can be obtained using the expressions already found for the functions of the creep coefficients $\varphi = \varphi(t)$, for two theories of concrete based on the properties of aging and the heritage of concrete, which will be described below.

¹ CEB Design Manual (1984)

If the experimental values of $\varphi(t)$ are available for all curves of creep measures in the time interval (τ_{0i}, t_1) , they can be applied, but it is more difficult to estimate the calculation errors because such a procedure corresponds to the average characteristics of concrete for (τ_{0m}) .

Creep curves can be used to determine the kernel in σ - ε relation for concrete. The following (Fig.3) shows the functions of the creep measures of a concrete samples in the interval $\tau_0 < \tau_1 < t_1$ according to the theory of aging and the theory of heritage.

The expression for the function creep measure of concrete can be obtained using the expressions already found for the functions of the creep coefficients $\varphi = \varphi(t)$, for two theories of concrete based on the properties of aging and the heritage of concrete, which will be described below.

Values of $\varphi(t)$ are available for all curves of creep measures in the time interval (τ_{0i}, t_1) , they can be applied, but it is more difficult to estimate the calculation errors because such a procedure corresponds to the average characteristics of concrete for (τ_{0m}) .

For the theory of aging, any curve (2) for $\delta_v(t_1, \tau_0)$ can be obtained on the basis of the curve(1) in Fig. 1 for $\delta_v(t_1, \tau_1)$, because they are considered to be formed by displacement the initial curve in the direction of the ordinates, i.e. is valid:

$$\delta_v(t_1, \tau_1) = \delta_v(t_1, \tau_0) - \delta_v(\tau_1, \tau_0) . \quad (3)$$

This translation reduces the ordinates of the curve (2), i.e. the creep measures $\delta_v(t_1, \tau_1)$ [6].

Also, it is true for the theory of heritage, that it can be obtained on the basis of curve (3) any curve (4), because it is considered that it is obtained by translational displacement of the initial curve in the direction of the abscissa. When is valid $\tau_1 - \tau_0 = t_1 - \tau_1$, then follows :

$$\delta_v(t_1 - \tau_1) = \delta_v(\tau_1 - \tau_0) \quad (4)$$

Time(τ_1) is any time (τ) that satisfies the condition: $\tau_0 < \tau_1 < t_1$ in Fig.3.

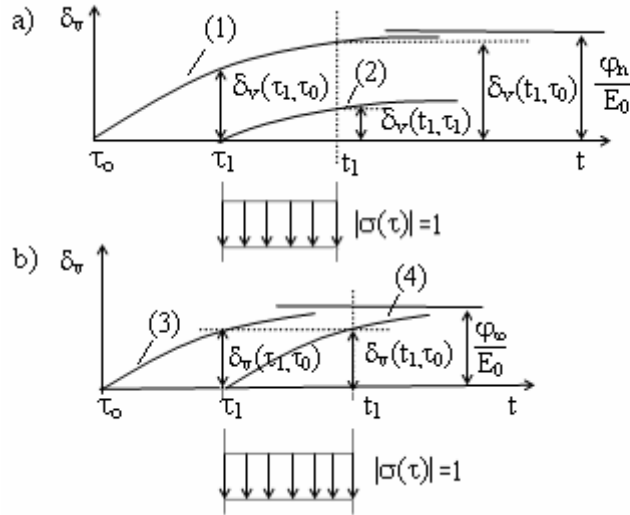


Fig. 3 Function creep measures (specific values of strains) of concrete samples for two theories: a) Theory of aging b) Theory of heritage

This part of the paper can be summarized: expressions for creep measure functions ($\delta_v(t_1, \tau_1)$) can be obtained using already found expressions for creep coefficient functions $\varphi = \varphi(t)$ for two basic concrete theories [6].

a.2 Application of Volterra's equation

Another way to obtain the creep measure function is by using second form of Volterra's equation, which is shown on the next page:

$$\varepsilon(t) = \frac{\sigma(t)}{E(t)} + \frac{1}{E(t)} \int_{\tau_0}^t \sigma(\tau) K(t, \tau) d\tau + \varepsilon_{st} \quad (5a)$$

, from it follows :

$$\varepsilon = \varepsilon_e + \varepsilon_v + \varepsilon_{st} \quad (5b)$$

This well-known integral equation (5a) is also presented in [20], which contains the sum of three terms. If $E(t) = E_0$ and $\tau_1 = \tau$, its closed analytic solutions are found in [12]. Also, its numerical solutions are possible because the expressions for the kernels of integral equations for the four relations $\sigma - \varepsilon$ are proposed.

The first term of expression (5a) represents elastic strain (ε_e), the second viscous strain of concrete (ε_v), and the third strain of concrete shrinkage (ε_{st}). The kernel $K(t, \tau)/E_0$ is equal to the derivative of the function of creep measure with a negative sign [15] [20]:

$$K(t, \tau) = E_0 \frac{\partial}{\partial \tau} [-\delta(t, \tau)] \quad (6)$$

If are entered in (6) $E_0 = \text{const}$, $\sigma_0 = 1$, $\tau_0 = \tau_0$ and $t = t_1$, it follows directly, comparing expressions (5a) and (6), that :

$$\delta(t_1, \tau_0) = \frac{1}{E_0} + \delta_v(t_1, \tau_0) \quad (7)$$

The first member of this expression is specific elastic strain, so it can be denoted by :

$$\delta_e = \frac{1}{E_0} \quad (8)$$

Expression (8) is valid only for $\tau_0 = \text{const}$.

The second member of this expression (7) is the function of the Creep measure of specific concrete strain expressed over the kernel of the integral ($\sigma(\tau) = 1$) :

$$\delta_v(t_1, \tau_0) = \frac{1}{E_0} \int_{\tau_0}^{t_1} \sigma(\tau) K(t_1, \tau) d\tau \quad (9)$$

If we keep in mind that the kernel $K(t, \tau)$ has two variables, it follows that $\delta_v(t, \tau)$ is also a function of two arguments, when it is entered in expression (9) value (t) instead (t_1). In this expression, $t = t_1$ is now a possible a certain value. The creep coefficients are dimensionless, and the creep measure has the dimension $[\% \cdot 1 / \text{kN} / \text{cm}^2]$. The measure of creep is easily obtained from expression (9) for basic theories of concrete because the expressions for their kernel $K(t, \tau)$ are known. (see. [20]). In many papers, expression (7) is called the ‘creep function’, although it contains the first term that constitutes a specific elastic strain (see: EC2 [2], CEB [7], etc.). The expressions shown will be given in comparative within the broader overview of selected creep measure functions in the next paper.

Ulickij denote the creep measure $\delta_v(t, \tau)$ with $C(t, \tau)$, then Aleksandrovski has used both denotations, which is correct, and now the more common signs is total $\delta(t, \tau)$ (i.e. $\phi(t, \tau)$ or $\varphi(t, \tau)$) is used by EC2, by Trost, [2], [7], [8]).

a. 3 Load superposition of the same direction

In the previous presentation, the importance of the creep measure for concrete samples loaded with only one specific load was shown.

Now, solution should be generalized in the case of multiple loads applied at a time $\tau = \tau_1, \tau_2, \dots, \tau_n, \dots$. Slightly more complex derivation of expressions can be found in [1] and [6], but now will be expected, with more clear notations and descriptions.

A new example of two loads action with same direction in the interval (τ_0, τ_1) will be considered.

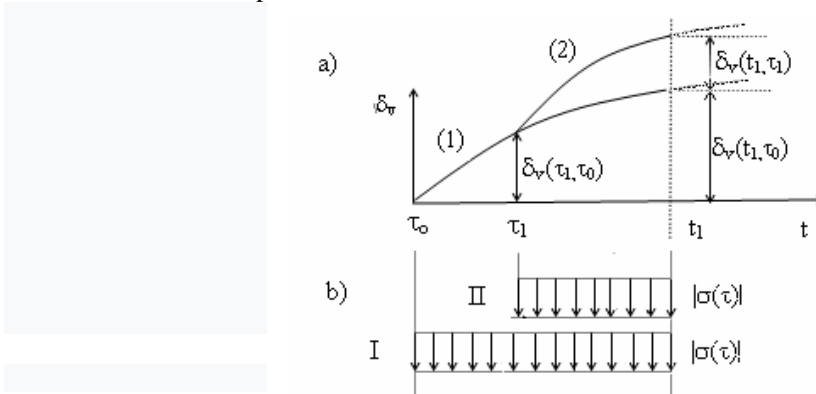


Fig. 4 a) Courves for Creep measures of concrete b) Load I and II

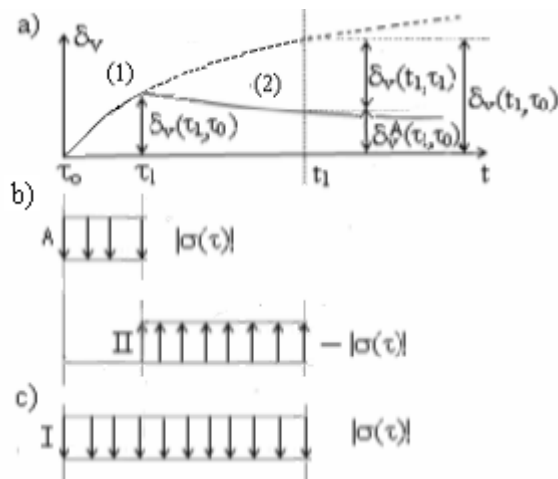
Expressions are given on basis of principle superposition of loads and definition of creep measured for concrete, when follows :

- For strain due to I's load : $\varepsilon^I(t_1) = \sigma^I(t_1) \delta_v^I(t_1, \tau_0)$
 - For strain due to IInd load : $\varepsilon^{II}(t_1) = \sigma^{II}(t_1) \delta_v^{II}(t_1, \tau_1)$
 - And for both strain : $\varepsilon(t_1) = \varepsilon^I(t_1) + \varepsilon^{II}(t_1)$.
- (10)

Analogy expressions would be obtained in the case of a larger number of loads.

a. 4 Superposition of the loads with opposite direction

A more complex example of the action of a load in the interval (τ_0, τ_1) will be considered. In Fig. 5 it is shown that this load is reduced to the difference of the selected loads: $P_A = P_I - P_{II}$. The denote $P = \text{const}$ indicates the concentrated pressure force on the concrete samples.



**Fig. 5 a) Curves for creep measures for load I–II ; b) Load A is known
 c) Load A is equivalent to load (I - II)**

Similar results are obtained in [1] and [6], but with different explanations. Creep measure of load A is shown in expression (11) on the top of next page.

$$\delta_v^A(t_1, \tau_0) = \delta_v^I(t_1, \tau_0) - \delta_v^{II}(t_1, \tau_1). \quad (11)$$

Multiplying expression (11) by $abs(\sigma)$, for load A the strain of the concrete sample follows:

$$\varepsilon^A(t_1) = \varepsilon^I(t_1) - \varepsilon^{II}(t_1) \quad (12)$$

The example shown in Fig. 5 can be considered as a case of unloading concrete samples, which is very useful for laboratories.

b) Case $E(t) = E_0$ and $\sigma(\tau) \neq \text{const}$ in a time interval (τ_0, t_1)

If the expression (5a) includes $E(t) = E_0$, its new shape is obtained, which can be solved for the basic theories of concrete in the following ways:

- Using analytical procedure for the main monotone changes $\sigma(\tau)$ in the interval (τ_0, t) [12]. Solutions have closed form and explicit expressions for many tasks in RC, PC and in composite structures (several types) [15]
- Using numerical procedure for applying algebraic relations for stress-strain relations (see examples: [15]). An application program has been created, that numerically successfully solves the already mentioned structures tasks.

c) Examples for application of creep coefficients and creep measures

Example 1. Theoretical values of creep coefficients

Data: $\varphi_n = 2.5$; $\beta_n = 0.0401$ [1/days]; $\tau_0 = 7$ [days]; $\varphi(7) = 0$.

Find: $\varphi_1(t) = ?$ za $t_1 = 90$ [days] i $t_2 = 150$ [days].

Results: $\varphi_1(t_1) = \varphi_n(1 - e^{-\beta_n t_1}) = 2.43$ [-]; $\varphi_2(t_2) = 2.49$ [-]

(Data values are taken based on experiments or regulations [21].)

Example 2. Theoretical values of concrete creep measure (According to the theory of aging)

Data: $\varphi_n = 2.25$; $\beta_n = 0.0243$ [1/days]; $\tau_1 = 7$ [days]; $\varphi(\tau_1) = 0$;

$E_0 = 3250$ [kN/cm²]; $\sigma_0 = 1$ [kN/cm²].

Find: $\delta_v(t_1, \tau_1) = ?$ for $t_1 = 90$ [days]. See: Fig. 3

Result: $E_0 \cdot \delta_v(t_1, \tau_1) = \varphi_h(1 - e^{-\beta_h t_1}) - \varphi_h(1 - e^{-\beta_h \tau_1}) = 2.100 - 0.924 = 1.076 [-]$.

Follows: $\delta_v(t_1, \tau_1) = 1.076 / 3250 = 0.308 [\% \text{ o } 1 / \text{ kN/cm}^2]$.

Example 3. Theoretical values of concrete creep measure (According. to the heritage theory)

Data : $\varphi_\infty = 1.02$; $\beta_\infty = 0.013 [1/\text{days}]$; $\tau_0 = 10 [\text{days}]$; $\varphi(t - \tau_0) = 0$.
 $E_0 = 3750 [\text{kN/cm}^2]$; $\sigma_0 = 1 [\text{kN/cm}^2]$.

Find: $\delta_v(t_1, \tau_1) = ?$ for $t_1 = 90$ and $t_2 = 180 [\text{days}]$. See shown on Fig 3.

Results: They are shown on the next page.

Table1. Creep coefficients and creep measures for heritage theory

(i)	t (days)	t- τ_0 (days)	$\varphi(t-\tau_0)$ (-)	$\delta_v(t-\tau_0)$ (%o-1/ kN/cm ²)
1	10	0	0.000	0.000
2	100	90	0.702	0.187
3	190	180	0.922	0.245

(see: example in [20])

The tabel shows the values $\varphi(t-\tau_0)$ calculated using the formulas:

$$\varphi(t-\tau_0) = \varphi_\infty(1 - e^{-\beta_\infty(t-\tau_0)}) ; E_0 \delta_v(t-\tau_0) = \varphi(t-\tau_0)$$

Table2. Coefficients of 'fluidity' for two basic theories

τ_0 (days)	β_h (1/day)	β_∞ (1/day)
3 - 10	0.04	0.01
11 - 20	0.03	0.01
>20	0.02	0.01

Note: If experimental data are not available, the 'fluidity' coefficients β_h and β_∞ can be taken from Table 2 (for details see: [20]).

III. CONCLUSIONS

Based on the presented topic, the following conclusions can be formed:

1. Definitions of flow coefficients and flow measures of concrete are now analyzed in accordance with measurement procedures, and can therefore be considered to be of a more complete and clear form.
2. From the comparative presentation of the calculated values of the creep coefficients and the creep measures, the true meaning of both quantities can be seen (see: Example 2. and 3.).
3. Examples of stress superposition are suitable for tasks in laboratories (3 variants).
4. Table of 'fluidity' coefficients for aging theory and heredity theory it should be useful in practice, also when there are no experimental results.

The problems of this work is a whole with the previous two papers of the author [20],[21].

REFERENCES

- [1]. Đurić M.: "The theory of composite and prestressed structures", (in Serbian), SANU, Bgd, 1963.
- [2]. EUROCOD-EC2, "Design of Concrete structures", (in Serbian), Belgrade, Faculty of Civil Engineering, 1994.
- [3]. PBAB 1987- P'87, (in Serbian), Official Journal of Yu-Code, Belgrade, 1987.
- [4]. Rüş H., Jungwirth D., "Berückichtigung der Einflüsse von Kriechen und Schwinden auf das Verhalten der Tragwerke", Werner Verlag, Düsseldorf, 1976.
- [5]. Rzanicin A., "The theory of materials creep", (in Serbian), Gadjev.kniga, Belgrade, 1974.
- [6]. Ulickij I., "Theory and design of AB line structures with the effects of long - term processes", (in Russian), Budveljnik, Kiev, 1967.
- [7]. Sattler K., "Theorie der Verbundkonstruktionen", Wilhelm Ernst und Sohn, Berlin.
- [8]. Trost H., "Auswir des Superpositionsprinzips auf Kriech- und Relaxationsprobleme bei Beton und Spannbeton", BETON-UND STAHLBETONBAU 10,230-238, 1967.
- [9]. Bazant Z., "Prediction of Concrete Creep Effects Using Age-Adjusted Effective Modulus Method", ACI Journal, pp 212-217, 1972.
- [10]. Mihailović V., "Rheological model for concrete according to the theory of aging", Simp. S.JL, (in Serbian), Ohrid, II-16, 1975.
- [11]. Ivković M., Prašević Ž., "A review of some recent proposals of the relationship between stresses and deformations of Concrete, (in Serbian), (GRADJEVINAR),9-14,Zagreb, 1977.
- [12]. Mihailović V. A general procedure for analysis of composite and prestressed structures, (in Serbian), GF Belgrade (Diss.), 1978.

- [13]. Mihailović V., Krstić G. "Test results of modulus of elasticity, shrinkage and creep of concrete", pp123-133, (Professional seminar: Hangar 2-JAT at Belgrade Airport, SGITJ), Belgrade, 1986.
- [14]. Jordaan L., "Models for creep of concrete, with special emphasis on probabilistic aspects", *Materiaux et constructions*, Vol.13-No 73, Calgary, 1980.
- [15]. Mihailović V. "Composite and prestressed structures (in Serbian)", 'Scientific books', Belgrade, GF Subotica, 1989.
- [16]. Mihailović V., Kukaras D., "Problems of calculation stresses and deformations of composite structures (in Serbian), Confer. Of Modern Building Practice '99, Novi Sad, 1999
- [17]. Mihailović V., Landović A., "The relationship between the properties of concrete and its characteristics in the rheological models", (in Serbian), *Zb.Rad. GFS '10*, p.10, Subotica, 2010.
- [18]. Rilem colloquium (Creep and shrinkage), Leeds, 1978.
- [19]. Aleksandrovski S., "Calculation of RC structures on creep effects", *Strojizdat, Moskva*, (In Russian), 1973
- [20]. Mihailović V., "A gener. of stress- deform. relations for concrete", *Inter.Conf.'19, GFS, Sump.9, Subotica, Serbia*, 2019.
- [21]. Mihailović V.: "A. Rheol. charach. of models in applic. of concrete creep theories", *Rad Zb GFS '35, Spp.8, Sub.*, 2020.
- [22]. Rilem-ACI colloquium (Long-term observation of concrete structures), Budapest, Hungary, 1984.
- [23]. Program ConstructSECTION, 'Site' GFS, <http://www.gf.uns.ac.rs>, Subotica, Serbia (2010).