



Research Paper

## Gender Inequality & Earning Contrast Among Tribal Women: A Case Study Of Gujjars Of Gohallan Village.

Shahid Saleem *research scholar department of geography and regional development, university of Kashmir*

Mohammad Sajad *Tass teacher in J&K department of school education*

**Abstract;** Gender inequality is common phenomenon rural India & tribal's are no exception to it, this issue is of paramount significance for understanding the tribal society because women are the integral part of their development. Gender development Index finds out the average achievement to reflect the inequalities or disparities between men and women in terms of life expectancy, education, economy. In all the three parameters of GDI, it is found that women lag much behind the men in study area. The root causes of these problems are gender ever increasing gender contrast in terms of development in the tribal society, there are multiple causes for this variation i.e lack of land ownership, backwardness in educational facilities and being isolated from the outer world. So proper planning will help to solve the problem related to low Gender development of the Gujjars tribe in Gohallan village.

**Key words:** Tribal, women, inequality, GDI

Received 08 November, 2021; Revised: 22 November, 2021; Accepted 24 November, 2021 © The author(s) 2021. Published with open access at [www.questjournals.org](http://www.questjournals.org)

### I. INTRODUCTION;

This present Study aim at focusing on the gender inequality and earning gap among the tribal women. However gender wage difference are an important concern in tribal societies of j&k in general [And study area particularly ] where women folk are more often taken subordinate to men and therefore there lack of access to similar economic opportunities. Although tribal women are still far from achieving similar socio-economic status as their male counterpart, Many government laws has been passed in this regard to improve gender equality in the work place. First such law was minimum wages act 1948, and the contract labour act of 1970, in 1976 the constitution recognized the principle of equal pay for equal work. The family structure in gujjar tribe is patriarchal. Patriarchy denotes a culture of power of relationship that promotes man's supremacy and women subjugation. The present study aim at highlighting general and particular bottlenecks hindering tribal women development & hopes at improving the gender equality in the village of gohallan by suggesting a set of policy recommendation for authorities at charge to bridge this gap.

#### Description Study Area:

Gohallan is an isolated village lying between  $34^{\circ}.0330^{\circ}$  N Latitude and  $74^{\circ}.0050^{\circ}$  E longitude west of Uri town situated in the baramulla district Jammu and Kashmir, India. It is situated 18km away from sub-district headquarter Uri and 70km away from district headquarter baramulla. Gohallan village within area of 688sqkm, inhabited by Gujjars tribe and has a total population of 2,226 peoples, there are about 377 houses in gohallan village. Uri is nearest town to gohallan which is approximately 18km away.

The people belonging with gujjar tribe and Islam is the dominant religion Gojri is main language which is spoken there. The dominance of religion in the daily life of gujjar helped them in preserving the traditional values. There was a little change in the operative technology almost no surplus production, the inter regional trade was limited to barter with grain, butter, wool, being the main exchange commodities. Regional isolation helped them to sustain the traditional socio-economic system till the winds of change.

#### Tribal Women of Gohallan;

The tribal women of gohallan village constitute half of the tribal population. There is general preference of joint families and the patriarchal domination occurs when males use superior rights, privileges and are able to create a social order that gives women and men differential gender roles. Due to supremacy of

males and exploitation of females, They are not getting proper education and mostly they have to attending all the chores of the household from cooking to feeding children, helping of their males at forming and cattle feeding. Beside this they had been victim of superstitions and despite her excessive work load, their average income [per capita] is much lower than that of men , due to unproductive and lack of knowledge about economical activities where they able to gain well earnings.

## **II. OBJECTIVES OF THE STUDY;**

- To analyses the socio-economic conditions of Tribal women of the Gohallan village.
- To highlight the importance and significance of gender related development indicators of assessing the status of women.
- To investigate the various problems associated with gender developments.
- To find out relative levels of progress or backwardness of women across the gujjar tribe of gohallan.
- To Suggest planning orientation to reduce the gender earnings Gaps.

## **III. METHODOLOGY AND DATA BASE;**

The present study was conducted among gujjar tribal women residing in Gohallan village. Both primary data and secondary data used in the study. Primary data obtained from village surveys with questionnaire schedule which is done by household /families survey, head of the village, personal meetings / interviews with villages people and panchayat members. Total 90 household surveyed out of the 377 households in the village. Some of the data collected from local neighboring villages peoples. Secondary data are obtained from study journals, books where ever collected from internet also, the census of India, published papers. And collected data on the basis of United Nation development program, of Gender Development index calculation method.

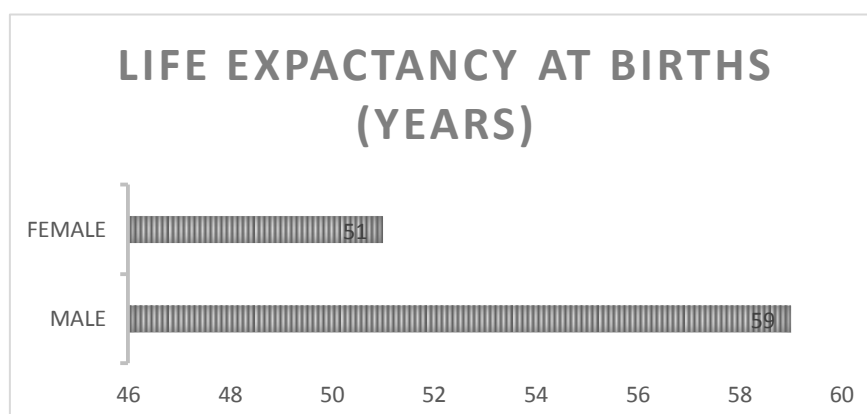
### **Calculation and analysis on the basis of Gender development index.**

The gender development index measures gender gaps in human development achievements by reflecting the inequalities between men and women in the following dimensions.

- A long and healthy life, as measured by life expectancy at birth.
- Knowledge, as measured by the adult literacy rate and the combined primary, secondary and higher gross enrolment ratio.
- A decent standard of living as measured by estimated income (PPP\$).

### **Life expectancy at birth;**

It is observed that in Gohallan village the male life expediency of gujjar tribal population is about 59 years at birth where as female life expectancy at birth is about 51 years.(according to the survey and health report) which indicate that female life expectancy is low as compared to male. Which is different from general demographic trends where it have been found female live more then male but in Gohallan Village life expediency is comparatively less there are multiple reason for this from not getting proper care and balanced diet during pregnancy and fertility is high and basic maternity care is not available. It is revealed that, malnutrition, anemia, tuberculosis & typhoid have caused more female deaths and have kept high death rate. It indicates that women are not health conscious and there is unavailability of health care system.

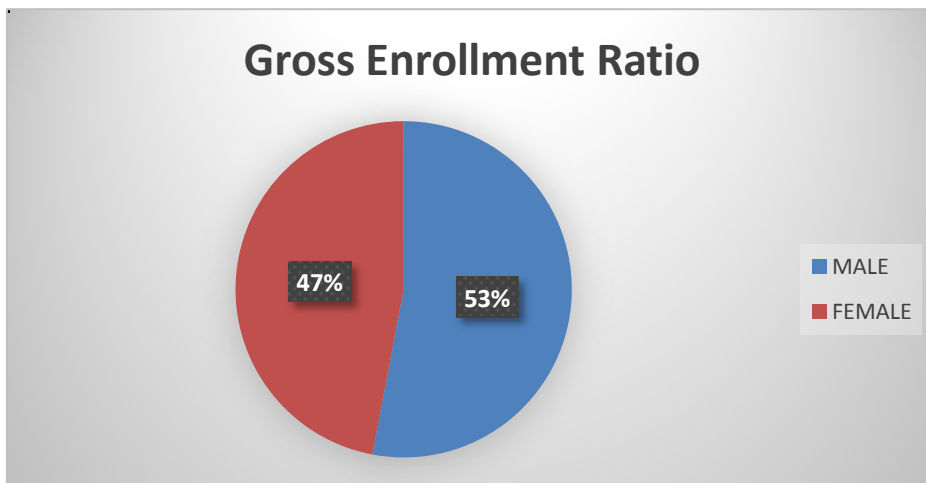


**The age sex pyramid;**

To find out population Gohallan in different age groups and have picture of future population trends The village population has been divided into three broad age groups. This pyramid represent that the proportion of age group 40-60 years is very high, the proportion of people above the > 60 years age group is medium in the village when it is compared in the working age group of 15-40 here the number of both males and female are very low . the percentage of females child below the <15 years is low which indicates that females are not properly taken care of.

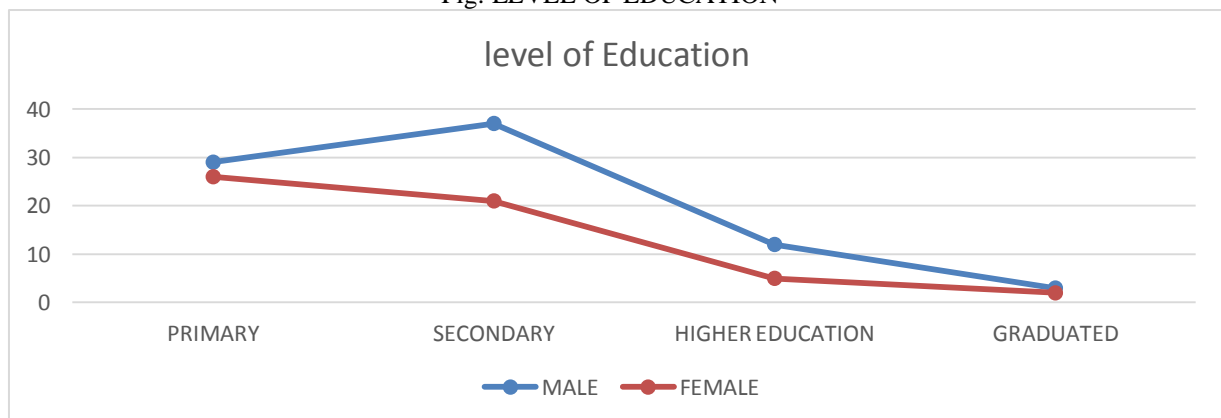
**Education;**

The education level is one the indicator for assessing GDI, Education is measured using two indicators, female and male expected years of schooling for children and female and male mean years of schooling for adults ages 25 and older, it is important parameter of gender disparity and also gender gap is observed in overall literacy and adult literacy. In the study area male literacy is comparatively much higher then females where in male literacy is about (61%) and female (19%) there is wide gap between male & female literacy, there are several things that have kept low female literacy even in this globalized world, Child is not getting proper opportunity to attain education which is reflected in the number of drop outs per year. The survey raveled that the enrollment ratio is almost same in both boys and girls in fig below afterwards most of the girls are withdrawn from school.



Adult literacy is one of the factors in measuring GDI. Through survey it is found that female adult literacy rate is much lower than the male adult literacy rate in every household, it is due to extreme poverty, compulsion of work, early marriage etc. Lastly the level of education fig.3.2 Shows that in primary level both boys and girls enrolment ratio is almost same. But in secondary level boys are found double of girls and enrollment is 66.7% and 33.2% respectively, its shows the gloomy picture of negligence of girl child. In higher education Total enrolment is low in both gender, due to lack of technical and professional institutions nearby village, absence of their mother tongue as a mode of instruction hinder the development of education.

Fig: LEVEL OF EDUCATION



**Economy / Income (PPP\$)**

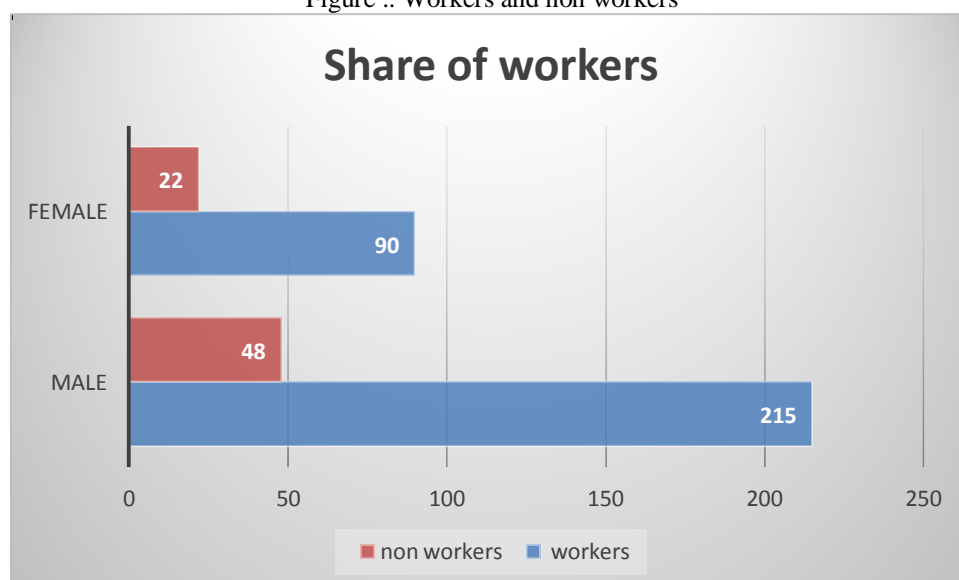
The income component is important factor for GDI Assessment, female and male estimated earned income, is calculated based on female and male shares of population, and shares of economically active population, ratio of female to male wages in all sectors, and GNI in PPP\$. In this way economic condition in respect of income is one of the most important indicators of GDI. An economy consists of the economic system in a certain region, comprising the goods and services in the region. The three major economics sectors have been identified in study are such as primary, secondary, and Tertiary sector.

They are growing a variety of crops like wheat, maize, vegetables, dry fruits, keeping goat, sheep, poultry and cattle. It is found that, Women are generally engaged for keeping poultry. Both men women are involved in agricultural activities. Women primarily responsible for cook food, caring children and other chores of household.



The above figure shows the employment status, where maximum numbers of male and female are engaged in primary sector i.e. agricultural activities. Females are not involved in secondary activities as men. In tertiary both gender show less participation where they are engaged as doctors, lawyers, guide etc. The workers and non workers category among male and female reflect that female workers lag much behind the male workers. The income status of male and female also vary, which indicates maximum number of female and male per family income Rs < 1000 and Rs 2000- 5000. This shows the low income level among female rather than male.

Figure .. Workers and non workers



**Table :1 total monthly income and per capita income among various income classes of male and female.**

Total monthly income						Per Capita income					
100-2000		2000-5000		Above 5000		100-1000		1000-3000		Above3000	
MALE	FEMALE	MALE	FEMALE	MALE	FEMALE	MALE	FEMALE	MALE	FEMALE	MALE	FEMALE
17	56	42	11	8	0	09	49	23	18	35	04

Source: primary survey, 2021.

**Table 2) Calculation of Gender Development Index (GDI)**

POPULATION SHARE		LIFE EXPECTANCY AT BIRTH (YEARS)		EDUCATION				GDP PER CAPITA INCOME (PPP US\$)	
				ADULT LITERACY RATIO (%)		GROSS ENROLLMENT RATIO (%)			
MALE	FEMALE	MALE	FEMALE	MALE	FEMALE	MALE	FEMALE	MALE	FEMALE
0.52	0.48	57.03	51.23	68.17	35.10	69.4	62.3	330.46	150.60

Source: census 2011

**1. Calculating the equally distributed life expectancy index:**

Female: life expectancy index= 0.395,

Male: life expectancy index = 0.575

Equally distributed life expectancy index=  $\{[0.48(0.395^{-1})] + [0.52(0.575^{-1})]\}^{-1}=0.471$

**2. Calculating the equally distributed education index:**

Female: adult literacy rate=0.35, Male: adult literacy rate=0.6817

Equally distributed adult literacy index=  $\{[0.48(0.35^{-1})] + [0.52(0.6817^{-1})]\}^{-1}=0.4694$

Female: gross enrolment ratio=0.623 Male: gross enrolment ratio=0.694

Equally distributed gross enrolment ratio=  $\{[0.48(0.623^{-1})]+0.52(0.694^{-1})\}^{-1}=0.658$

Education index=  $2/3$  (adult literacy index) $1/3$  (gross enrolment ratio)= $2/3(0.4694)+1/3(0.658)=0.532$

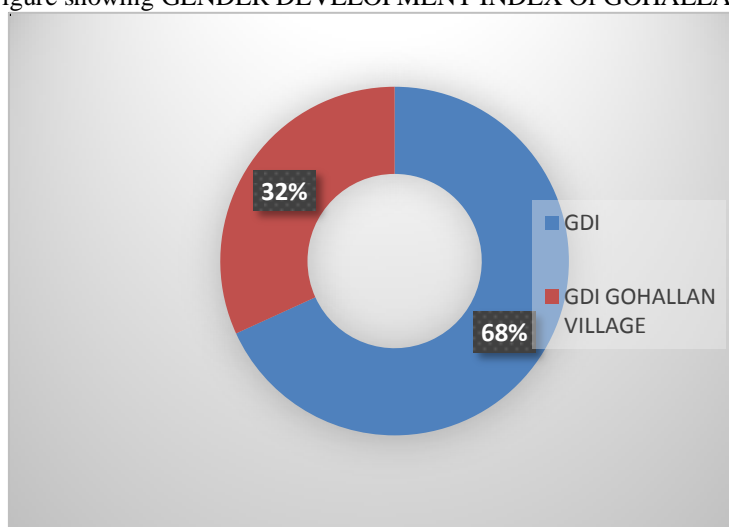
**3. Calculating the equally distributed income index:**

Female: income index=0.06 , Male: income index=0.19

Equally distributed income index=  $\{ [0.48(0.06^{-1})]+[0.52(0.19^{-1})]\}^{-1}=0.28$

Hence the entire Gender Development Index= $1/3(0.471)+ 1/3(0.532)+ 1/3(0.28)= 0.427$

Figure showing GENDER DEVELOPMENT INDEX Of GOHALLAN VILLAGE



The low value of GDI clearly shows that the women in gohallan village are deprived in every respect though apparently enjoy equal rights in society. They are lagging far behind than the men in work participation, health condition, education, employment, income, life span etc and leaving home for poverty supports their pathetic situation strongly.

➤ Findings of the study (problems and challenges of the Gujjar tribe of gohallan village people and especially women)

Gohallan village is far-flung area of baramulla district, there is no proper medical facilities (especially at emergency) such as public hospital, nursing home, health center, medical shop etc. Government hospital and medical shops are located at sub district headquarter Uri which is more than 18km away from village creating obstacle for the people to avail in emergency due to lack of public or private transport. Delivery and other maternity health care are neglected in clan, due to distance from hospital, social backwardness, less awareness result into delivery at home (82%) discouraging women health security. Unhygienic water supply in the village, the only source of water is a spring nearby village for drinking, washing, bathing purposes and not other source of drinking water.

Lack of proper infrastructure of education is found here, school and college away from village which become hindrance to avail proper education. Absence of Government funded technical institutes (ITI), vocational centers etc add to poorer condition of literacy. In study area only few people are involved in secondary and tertiary sectors, maximum are involved in primary sector which is purely subsistence in nature, they are possess small and uneconomical land holdings because of which their crop yield is less hence they remain in chronically indebted causing great hindrance for their economic development. The work participation of female is less than men, this also effect overall economic condition. The survey reveals that 59% of the women are non worker and financially depended on their spouses which decreases the women work participation in the society. Decreasing level of education and income, early marriage, young motherhood, maternal health, more children are the problems that raised and hence encourage gender disparity. Almost 52% women married are educated up to only 5<sup>th</sup> standard which indicate lower education among married women, 80% of the respondent support early marriage as it is their tradition, and batter economic condition of their partner encourages early marriage ,and 12% women become mother below the age of 15 years and 43% at the age of 16-18 years.

#### **IV. SUGGESTIONS:**

It is proposed to establish a self help groups and source of small finance among the women of the village by which they can engage themselves in various economic activities as result of which a viable economic position will develop.

To increase the awareness among the villager especially in women about health and other issues, like malnutrition, anemia, maternity, delivery, child caring, importance of girls education ,and handicraft products etc.

To Set up educational and training infrastructure it can surely attract tribal children to school and reduce drop out and inequality, properly decentralize the educational scheme like Mid-day meal, free uniform, and scholarship, etc which is boost the overall growth of villager.

Some of other important steps that should be taken to improve the socio-economic condition at the village are to facilitate the proper care center for agricultural products, animal husbandry center, land development awareness programs, improve irrigation for agrarian lands, new farming techniques etc.

#### **V. CONCLUSION:**

The status of gujjar tribal women of gohallan can be said in a very less secured condition leading to create more vulnerable situation for this village, if not checked this gap is expected to go more wider in coming years, Calculating GDI can only help to assess the vulnerable condition of tribal women of gohallan village. There is great need for long term improvements in education, economic opportunities and health consciousness will play a positive and effective role to reduce gender inequality among gujjar tribal women of gohallan.

#### **REFERENCES:**

- [1]. Burman Roy JJ, 2012, Status of Tribal Women in India, Mainstream vol LNo-12
- [2]. Showkeen Bilal Ahmad Gul, journal of bussines management & social science Research ,Volume 3, No 3, March 2014.
- [3]. M.T Kmuduni Premaratha, Impact of socio-culture Factors for Gender pay Gap AMONG Agriculture Labourers in Sri Lanka, American Scientific Research Journal for Engineering, Techonology And Sciences.( 2018) VOLUME 39, No 1 pp 274-284
- [4]. Censes of india (baramulla 2011)