



Research Paper

# The Effect of Parity, Year and Season of **بِسْمِ اللَّهِ الرَّحْمَنِ الرَّحِيمِ** Initiation of Lactation on Milk Production Traits of a Holstein Friesian Herd in the East of Khartoum State, Sudan.

Ismail Mohamed Elfagir<sup>1</sup>, Haitham Hajo<sup>2</sup>, Rehab TajElsir AbdElrahman<sup>3</sup>,  
Abdelrahim Abubakr<sup>4</sup>, Raja Mostafa<sup>1</sup>

<sup>1</sup>Department of Dairy Science, <sup>2</sup>Department of Genetics and Breeding, <sup>4</sup>Department of Nutrition, College of Animal Production, University of Bahri, Sudan <sup>3</sup>Ministry of Animal Resources, Khartoum, Sudan.  
Corresponding Author: Ismail Mohamed Elfagir<sup>1</sup>

## ABSTRACT

This study was initiated to investigate the effect of parity, year of calving and season of invitation of lactation on milk production traits of the Holstein Friesian dairy herd of Alwaha Farm east Khartoum State, Sudan. This included milk yield per lactation (MYL), lactation length (LL), 305-Day milk yield (305 DMY), mature equivalent yield (MEY), days to peak yield (DTPY) and days of peak yield (DOPY). The original data set of 578 lactation accords was reduced to 304 records after removing those records with missing values. A three - way ANOVA using a GLM model in the SPSS statistical Package was used to analyse data.

Parity order significantly affected ( $P < 0.01$ ) milk yield per lactation (MYL), 305-day milk yield (305 DMY) and days of peak yield (DOPY), but did not significantly affect ( $P > 0.05$ ) lactation length (LL), mature equivalent yield (MEY) or days to peak yield (DTPY). The effect of year of calving was highly significant ( $P < 0.001$ ) on MYL, 305-DMY and MEY and significant on DOPY ( $P < 0.01$ ), but did not significantly affect ( $P > 0.05$ ) LL or DTPY. The season of initiation of lactation had affected all the studied milk traits with variable levels of significance. The interactions of parity x season, parity x year and season x year did not significantly affect ( $P > 0.05$ ) the milk production traits. The interactions of parity x season x year significantly affected ( $p < 0.05$ ). 305,DMY and MEY, but not the other milk production traits. It is concluded that the milk production traits in the herd under study responded variably to the factors of parity, year and season of calving under the prevailing environmental and management factors in that farm.

**Key words:** Year, Season, Parity, MYL, LL, 305-DMY, DOPY, DTPY, MEY.

Received 01 Mar, 2022; Revised 10 Mar, 2022; Accepted 13 Mar, 2022 © The author(s) 2022.

Published with open access at [www.questjournals.org](http://www.questjournals.org)

## I. Introduction

The performance of Holstein Friesian cattle in tropical countries is always under investigation. Heat stress, disease and management practices are assumed to affect production traits of exotic breeds introduced to tropical environments. The history of importation of temperate dairy breeds to Sudan went back early as the year 1925, but establishment of commercial dairy farms based on large herds of imported Holstein Friesians started in the year 1984 (Elfagir 2002). Since then, investigation on performance parameters of this breed in Sudan has never stopped. This study is a continuation of these efforts to throw more light on the production performance of the breed and factors affecting them under the prevailing environmental and management conditions in different parts of Sudan.

Milk production in dairy cows is affected by many factors among which are parity number, year and season of calving. Parity significantly affected milk production as reported by Hansen *et. al* (2006), Sibru *et. al* (2019) and Utrera *et. al* (2013). The latter author also found that cows calving in the cold season had greater milk yield per day and efficiency for milk production than cows calving in the dry and rainy seasons. The effect of parity on peak milk yield is well documented by M.K.Rao and D. Sandarsan (1979), H.B.S. Bhadoria *et. al* (2002), Kocak and Ekiz (2008), Sahinler, S. (2009), H. Atashi *et. al* (2009), Macciott *et. al* (2011), A.K.,

Thiruvnkadan *et.al* (2014), Godfrey Bernard Nyamushamba *et. al* (2014), T. Strabel *et. al* (2014), Koloi S. *et. al* (2018) and Norma Patricia *et. al* (2018). The effect of parity on days to peak yield is also shown by H. B. S. Bhadoria *et. al* (2002), B. Rekek *et. al* (2003), Hatungumukama *et. al* (2008), Sahinler, S. (2009), H. Atashi *et. al* (2009) and A.K., Thiruvnkadan *et. al* (2014). The effect of year and season of calving on peak yield and days to peak yield has been elucidated by M.K. Rao and D. Sandarsan (1979), Tekerli, Mustafa (2000), H.B.S. Bhadoria *et. al* (2002), T. Strabel *et. al* (2004), H. Atashi *et. al* (2009), K. N. Taher (2012), A. K., Thiruvnkadan *et. al* (2014), Nawal and Raman (2015) and Koloi, S. *et. al* (2018). Furthermore, M. K. Rao and D. Sandarsan (1979) and A. K. Thiruvnkadan *et. al* (2014) have documented the effect of season on lactation milk yield and parity on milk yield traits. The findings of A. K. Thiruvnkadan *et. al* (2014) and Wubshet Woldegiorgis Kassa (2020) have also shown the effect of season of calving on 305 day milk yield. The latter author has also recorded the significant effect of year of calving and parity on 305-day milk yield and parity on lactation length. The objective of this study was to investigate the effects of parity, year and season of initiation of lactation on milk production traits of a Holstein Friesian herd in the East of Khartoum State, Sudan.

## II. MATERIALS AND METHODS

### Data:

The original set consisted of production records of 578 lactations following calving of Holstein Friesian Herd in a farm in the East of Khartoum State, Sudan. Records with missing values were removed from the original data. Data of years 2011, 2012 and 2018 and Cows with parity greater than 5 were deleted from the original data, because the number of cows declined obviously, which could not represent the effect of seasonal change and parity on the milk production. Moreover, the outlier's records were determined and excluded from the analysis. This editing procedure resulted in 304 records for analysis. The number of cows in different parities and seasons and years were different.

### Variables:

The independent variables were parity group included (1, 2, 3, 4, 5), Calving season (3 classes: autumn, from July to October; winter, from November to February and summer, from March to June), and year of calving (5 classes: 2013-2017). The dependent variables were total milk yield(MYL) per lactation, lactation length (LL), 305-d milk yield (305-DMY), mature equivalent yield (MEY), days of peak yield (DOPY) and days to peak yield (DTPY).

### Statistical analyses:

The data were analyzed using a three-way ANOVA using a GLM model in the SPSS Statistical software package. Tukey test was used to determine the significant differences among means of analyzed parameters. Significance was declared when (P<0.05).

### Results :

Levels of statistical significance of fixed effects for milk yield traits are in Table 1. Parity of cow and calving year were highly significant (P<0.01) sources of variation for all traits studied, except for lactation length and days to peak yield, while season was significant (P<0.05) for all milk yield traits. The interactions of parity × season, parity × year, season × year and parity × season × year had no significant effect (P> 0.05) on milk production traits in this farm.

**Table 1: Levels of statistical significance of fixed effects for milk production traits**

Fixed effect	Milk Production trait					
	MYL (kg)	LL (d)	305-D MY	MEY	DTPY	DOPY
PARITY	** (0.006)	NS (0.334)	** (0.003)	NS (0.285)	NS (0.900)	** (0.002)
SEASON	** (0.001)	*** (0.000)	* (0.041)	* (0.039)	** (0.007)	*** (0.000)
YEAR	*** (0.000)	NS (0.770)	*** (0.000)	*** (0.000)	NS (0.118)	** (0.007)
PARITY * SEASON	NS (0.347)	NS (0.224)	NS (0.333)	NS (0.372)	NS (0.389)	NS (0.460)
PARITY * YEAR	NS (0.081)	NS (0.333)	NS (0.140)	NS (0.126)	NS (0.862)	NS (0.049)
SEASON * YEAR	NS (0.107)	NS (0.140)	NS (0.122)	NS (0.163)	NS (0.111)	NS (0.494)
PARITY * SEASON * YEAR	NS (0.129)	NS (0.059)	* (0.016)	** (0.007)	NS (0.065)	NS (0.070)

MYL= Milk Yield per Lactation; LL = Lactation Length; 305-D MY= 305 day Milk Yield; MEY= Mature Equivalent Yield; DTPY= Days To Peak Yield; DOPY= Days Of Peak Yield.

\* < 0.05; \*\* < 0.01; \*\*\* < 0.001; Ns denotes not significance at 5%

### Parity effects

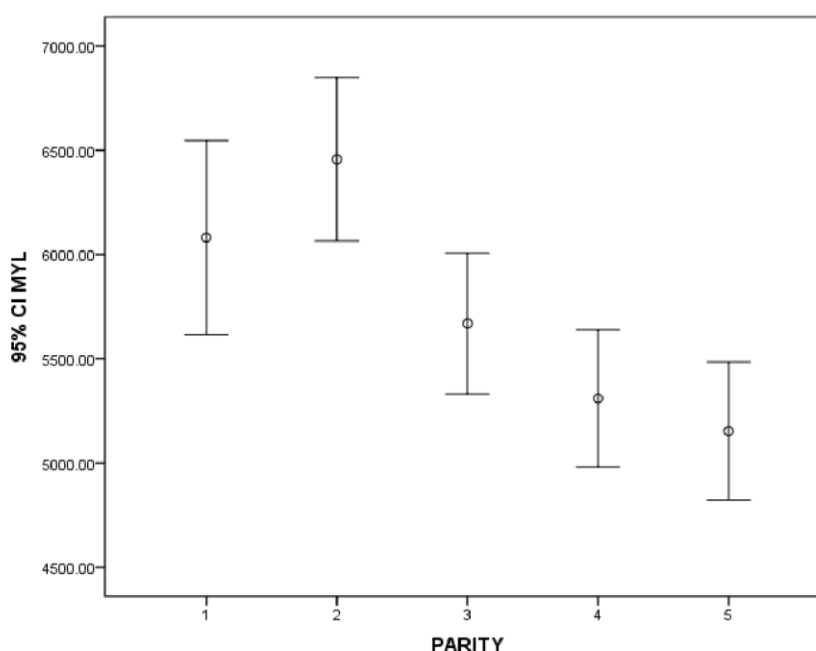
The effects of parity on milk production traits are illustrated in Table (2). Parity number had significantly affected MYL and 305-D M Y and DOPY ( $P < 0.01$ ), table (1). Second parity had higher total-MYL, 305-DMY and MEY than first and older parities. The parity number had no effect ( $P > 0.05$ ) on LL and DTPY.

**Table 2: The effect of Parity number on milk yield per lactation, lactation length, mature equivalent yield, days to peak milk yield, and days of peak milk yield.**

Parity	No.	MILK PRODUCTION TRAIT					
		MYL (kg)	LL (d)	305-D MY	MEY	DTPY	DOPY
1	56	6081.39±	375.64 ±	5230.04 ±	5974.05 ±	72.98 ±	30.52±
		1738.2 ab	81.7	1210.0 bc	1387.2 ab	41.0	4.1 a
2	65	6456.57±	386.91 ±	5773.5 ±	6062.3 ±	69.03±	33.21 ±
		1580.8 a	81.8	1216.0 a	1254.1 a	41.2	7.3 b
3	79	5669.12±	356.91 ±	5406.03 ±	5507.3 ±	71.13 ±	33.74 ±
		1507.7 bc	61.2	1372.0 ab	1393.5 bc	43.2	5.3 b
4	68	5309.75±	359.56 ±	5146.60 ±	5190.40 ±	75.90 ±	33.97 ±
		1358.4 c	77.5	1183.8 bc	1202.5 cd	44.0	4.9 b
5	36	5153.16±	359.22 ±	4855.11 ±	4946.22 ±	85.53±	33.97 ±
		980.5 c	58.5	819.0 c	824.6 d	46.4	5.9 b

MYL= Milk Yield per Lactation; LL = Lactation Length; 305-D MY= 305 day Milk Yield; MEY= Mature Equivalent Yield; DTPY= Day To Peak Yield; DOPY= Day Of Peak Yield.

Means within the same column in each category carry different superscripts are significantly different ( $P < 0.05$ ).



**Figure 1: The effect of parity number on milk yield per lactation**

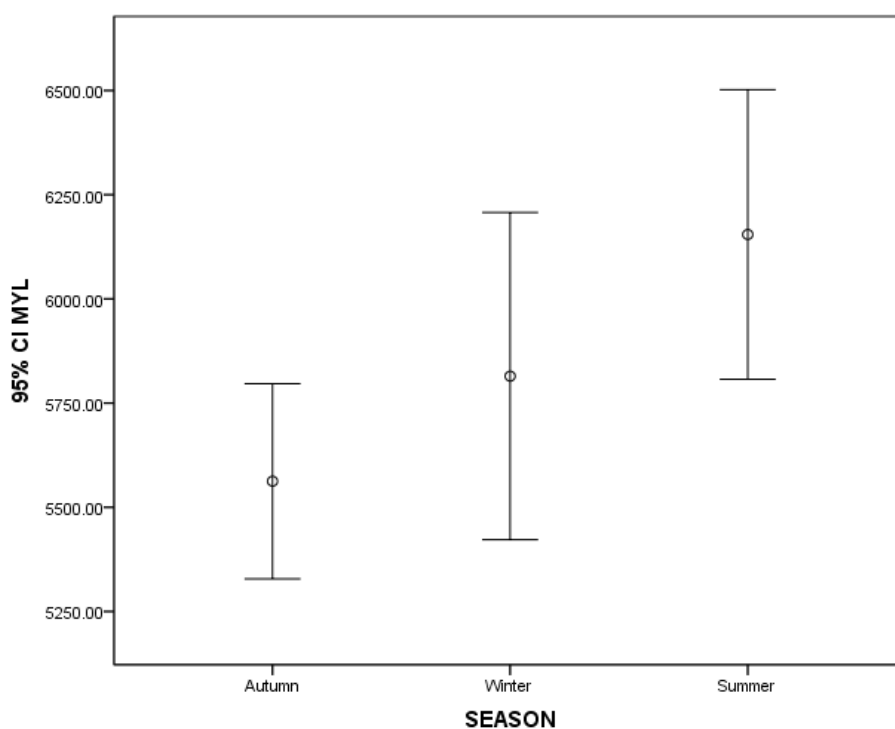
### Calving season effects

The effects of calving season on milk production traits are illustrated in Table (3). Milk yield per lactation (MYL), lactation length (LL) were significantly ( $P < 0.05$ ) greater in cows that calved during the summer season compared to those calved during autumn and winter. While DTPY and DOPY were significantly ( $P < 0.05$ ) greater in cows that calved during the winter season compared to those calved during other seasons. Non-significant differences ( $P > 0.05$ ) were observed in 305-DMY and MEY traits between cows that calved during different seasons.

**Table 3: The effect of Calving season on milk yield per lactation, lactation length, mature equivalent yield, days to peak milk yield, and days of peak milk yield.**

Season	No.	MILK PRODUCTION TRAIT					
		MYL (kg)	LL (d)	305-D MY	MEY	DTPY	DOPY
Autumn	158	5562.54 ±	356.33 ±	5240.93±	5414.87±	78.89 ±	32.50 ±
		1489.8 b	59.34 b	1276.35 a	1333.2 a	45.0 a	5.2 b
Winter	67	5814.67 ±	352.60 ±	5563.43±	5737.50 ±	79.37 ±	35.15 ±
		1609.9 ab	84.1 b	1313.9 a	1368.8 a	44.6 a	5.5 a
Summer	79	6154.54±	403.03 ±	5306.00 ±	5756.03 ±	58.86 ±	32.61 ±
		1550.7 a	80.0 a	1076.6 a	1222.3 a	33.4 b	4.7 b

MYL= Milk Yield per Lactation; LL = Lactation Length; 305-D MY= 305 day Milk Yield; MEY= Mature Equivalent Yield; DTPY= Day To Peak Yield; DOPY= Day Of Peak Yield.  
Means within the same column in each category carry different superscripts are significantly different (P<0.05).



**Figure 1: The effect of calving season on milk yield per lactation**

### Calving year effects

The effects of calving year on milk production traits are illustrated in Table (4). Milk yield per lactation, 305-DMY and MEY were significantly (P<0.05) greater in cows that calved during the year 2013 compared to those calved during other years. While DTPY and DOPY were significantly high (P<0.05) in cows that calved in the year 2017 compared to the other years.

**Table 4: The effect of Calving year on milk yield per lactation, lactation length, mature equivalent yield, days to peak milk yield, and days of peak milk yield.**

Year	No.	MILK PRODUCTION TRAIT					
		MYL (kg)	LL (d)	305-D MY	MEY	DTPY	DOPY
13	53	6686.28 ±	374.81±	5924.58 ±	6523.79 ±	66.49 ±	33.46 ±
		1615.0 a	88.3 ab	1263.0 a	1303.5 a	32.5 bc	5.5 ab
14	69	5903.36 ±	395.07±	5154.5362 ±	5489.72 ±	78.42 ±	32.42 ±
		1700.9 b	76.3 a	1278.8 b	1323.3 b	46.1 ab	4.7 b

15	67	6452.09 ± 1268.8 ab	361.30 ± 68.7 ab	6115.37 ± 1045.2 a	6299.27 ± 1029.3 a	53.97 ± 34.8 c	32.40 ± 5.4 b
16	69	4926.21 ± 1059.5 c	351.96 ± 65.2 b	4746.25 ± 989.3 bc	4823.72 ± 1003.2 c	84.96± 40.0 ab	32.69 ± 5.1 b
17	46	4799.36 ± 959.3 c	351.00± 60.2 b	4632.70 ± 710.2 c	4679.31 ± 709.7 c	87.39 ± 52.5 a	35.41 ± 5.1 a

MYL= Milk Yield per Lactation; LL = Lactation Length; 305-D MY= 305 day Milk Yield; MEY= Mature Equivalent Yield; DTPY= Day To Peak Yield; DOPY= Day Of Peak Yield.

Means within the same column in each category carry different superscripts are significantly different (P<0.05).

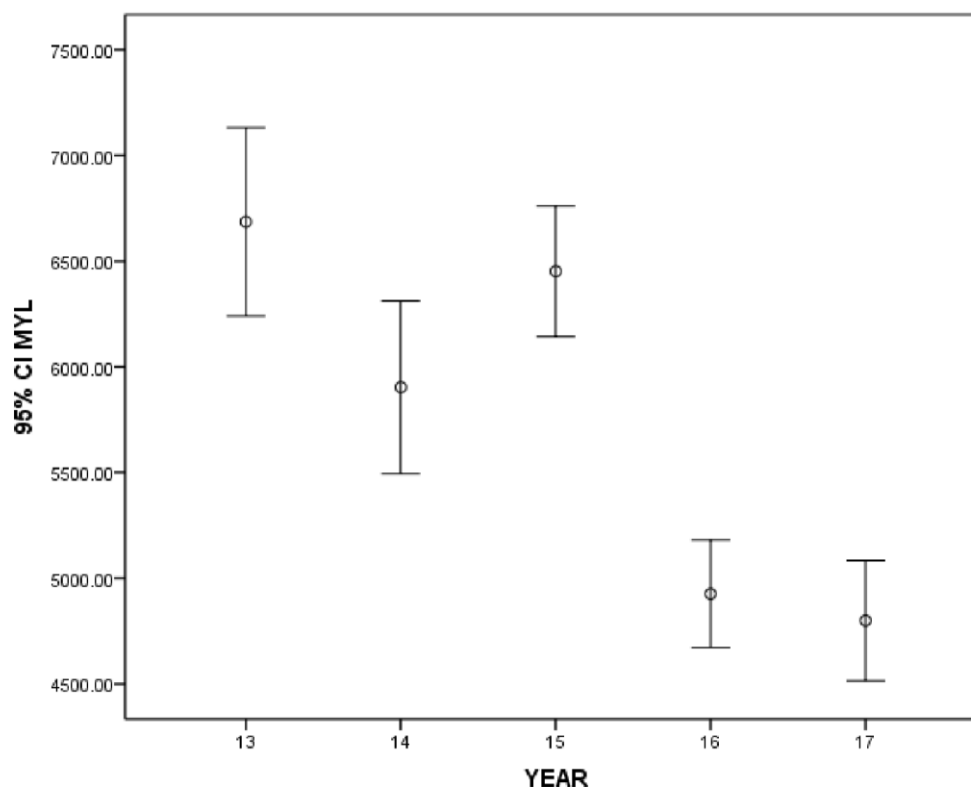


Figure 1: The effect of calving year on milk yield per lactation

### III. DISCUSSION

The results of this study showed that parity order and calving year were highly significant sources of variation for all milk yield traits, except for lactation length (LL) and days to peak yield (DTPY) while the effect of season was significant for all milk yield traits.

The findings of this study were in line with the findings of some workers and differed with others concerning the response of milk yield traits to parity order, year and season of calving. Angel Rios-Litra *et.al* (2013) agreed with the results of this study on the effect of parity order and season of calving on milk yield per lactation (MYL), but disagreed to the effect of season of calving on (LL) which is documented by this study. Elfagir (2002) and Rana (2015) found similar results to this work on the significant effect of parity, year and season of calving on MYL. The significant effect of season of calving on (LL) reported in this study agreed with the findings of Romero *et.al* (1992), Tekerli, M. and Kocak, S. (2009) and Rana (2015), but in contrary to the results reported by Mutaz, M.M. (2006) and Maluit, B.D. (2010). In this study parity exerted an insignificant effect on (LL) in line with the results reported by Wala *et.al* (2004), Badri *et. al* (2011) and Rana (2015) and contrary to the results shown by Kumar *et.al* (2014). The significant effect of parity order on MYL shown in this research is in line with the results reported by Amassaib *et. al* (2011), but in disagreement with the works of Bhatngar *et. al* (1986) and Eid *et. al* (2012). The results of this study showed a significant effect of season of calving on MYL which agreed with the results obtained by Ageeb *et. al* (1991) and disagreed with the findings of yousif *et. al* (1998), Ali *et. al* (2003), Mutaz, M.M. (2006) and Maluite, B.D. (2010). The significant effect of

year of calving on LL reported by this study was also reported by Badri *et. al* (2011), but contradicted by Rana (2015).

The results of this study showed that parity order, year and season of calving had significantly affected 305-day milk yield (305-DMY) which came in line with the results obtained by Tekerli, Mustafa (2000) and Wubshet Woldegiorgis Kassa *et al* (2020) and also with the findings of R.E. Mostert *et. al* (2001) for the significant effect of parity and season of calving. It is shown by this work that parity order and year of calving had significantly affected days on peak yield (DOPY), but not days to peak yield (DTPY), while season of calving had significantly affected both traits. In this respect B.Rekik *et. al* (2003) reported that the ascending phase of the lactation curve was not affected by parity and calving year while days in milk until peak depended only on the rank of lactation, on the other hand Guler, Okay and Yamar, Mete (2009) showed that calving season did not affect days in milk at peak yield and peak yield. Also Atashi *et. it* (2009) showed that first parity cows showed the highest persistency while multiparous cows reach their peak production earlier in the lactation than first parity cows. Peak yield was greater for the second lactation and was greatest for the third lactation. They also showed that peak yield happened earlier in those cows calving in spring compared to those calving in other season. Cows with greater initial yield tend to have higher 305 D milk yield and peak yield and reach peak yield at the earlier stage of lactation. Nawal Kishor Pareek and Raman Narang (2015) agreed with the findings of this study on the significant effect of parity, year and season of calving on DOPY. Also K. N. Taher (2012) found that peak milk yield was significantly influenced by season and year of calving and days to peak yield were significantly affected by year of calving as reported by this work. The findings of this study agreed and disagreed with the results obtained by other workers on the response of milk traits to the effects of parity, year and season of calving. This might be due to the prevailing environment and management conditions in the farm under study.

#### REFERENCES:

- [1]. A.K. Thiruvankadan; S. Panneerselvam; N. Murali; S.Selvam and V. Ramesh Sarvanakumar (2014). Milk Production and Reproduction Performance of Murrah Buffaloes of Tamil Nadu, India. Buffalo Bulletin (September 2014) Vol. 33 No.3.
- [2]. Aamasaiib, E.O.; Fadel- Elseed, A. M.; Mahla, A.G.; Fadel-El Mouta, A.A. (2011). Seasonal and Parity effects on some performance and reproductive characteristics of crossbred dairy cows raised under tropical conditions. of the Sudan. Livestock research for Rural Development, 23(4) 2011.
- [3]. Ageeb, A.G. and Hiller, J. K. (1991). Effects of crossing local Sudanese cattle with British Friesian on performance. Bulletin of Animal Health and Production in Africa. 39(1): 69-76.
- [4]. Ali, A.K.A.; Al- Seaf, A.M., Alshaikh, M.A.; Alkiadees, M.S.; Al- Haidary, A. (2003). Effect of non-genetic factors on lactation curve of Holstein Friesian cows in Sudai- Arabia. J. King Saud University, 15:115.
- [5]. Angel Rios- Ultera, Rene Carlos Calderon- Robles, Jose Reyes Galaviz-Rodriguez Vicente Eliezer Vega-Murillo and Juvencio Lagunes (2013). Effects of Breed, Calving Season and Parity on Milk yield, Body Weight and Efficiency of Dairy Cows under Subtropical conditions. International Journal of Animal and Veterinary Advances, (6): 226-232.
- [6]. B. Rekik, A. Ben Gara, M. Ben Hamouda and H. Hammam (2003). Fitting Lactation curves of dairy cattle in different types of herds in Tunisia. Livestock Production Science 83 (2003). 309-315.
- [7]. B.E. Mostert, H.E. Theron and F.H.J. Kanfer (2001). The Effect of calving season and age at calving on production traits of South African dairy cattle. South Africa Journal of Animal Science 2011, 31(3).
- [8]. Badri, T.M.; Atta, M.; Ibrahim, M.T.; Gubartalla, K.A. (2011). Genetic factors affecting production potential of Butana dairy cows at Atbara Research Station Sudan. Research Openions in Animal and Veterinary Sciences, 1(17): 429:433.
- [9]. Bhatngar, K.C.; Agarwall, S.B.; Singh, k. (1986). The effect of non-genetic factors on production performance characteristics of crossbred cows. Indian J. Dairy Sci, 39: 261-268.
- [10]. Eid, I. I.; Elsheikh, M.O.; Yousif, I. A. (2012). Estimation of genetic and non-genetic parameters of Friesian Cattle under hot climate. J. of Agricultural Sciences Vol. 4(4): 95-102.
- [11]. Elfagir, I.M. (2002). The evaluation of the performance of Holstein Friesian cows in the gezira Dairy production and processing project. M, Sc. Thesis, Faculty of Animal production, University of Khartoum.
- [12]. Godfrey BERNAND Nyamushamba; D. Chikwanda; Gospell Notondi; Tawanda Marandure (2014). The effect of non-genetic factors on milk yield and composition of Red Dane Cattle in Zimbabwe. Livestock Research for Rural Development. Volume 26 (5). 2014.
- [13]. Guler, Olcay and Yanmar, Mete (2009). Factors influencing the shape of lactation Curve and Persistency of Holstein Friesian Cows in High Altitude of Eastern Turkey. J. Appl. Anim. Res. 35(2009): 39-44.
- [14]. H. Atashi, M Moradi Sharbabak and H Moradi Sharbabak (2009). Environmental factors affecting the shape components of the lactation curves in Holstein dairy cattle of Iran. Livestock Research for Rural Development 21 (5) 2009.
- [15]. H.B.S. Bhadoria; F.H. Khan; S.S. Tomar; M.C. Yadav (2002). Factors affecting peak yield and days to attain peak yield in Gir cows. The Indian Journal of Animal Sciences 72(10): 914-915.
- [16]. Hansen, T.v.; Friggens Nic C and Hojsgaard, Soren (2006). The influence of breed and parity on milk yield and milk yield acceleration curves. Livestock science 104 (1): 53:62.
- [17]. Hatungumukama G., Leroy P.L. and Detilleux J. (2008). Effects of Non-Genetic Factors on dairy Milk yield of Friesian Cows in Mahwa Station (South Burundi). Reue Elev. Med. Vet. Pays trop. , 2008, 61(1): 45-49.
- [18]. K.N. Taher (2012). Some factors influencing peak yield and days to attain peak yield in Friesian cattle in the central region of Iraq. AL-Qadisia Journal of Vet. Med. Sci. Vol. /11 No.2 2012.
- [19]. Kocak, Omur and Ekiz BULENT (2008). Comparison of different lactation curve models in Holstein cows raised on a farm in the South- eastern Anatolia region. Arch. Tierz, Dummerstorf 51 (2008)4, 329-337.
- [20]. Koloï S., Pathak K., Behera R., DK Mandal, M Kurunakaran, TK Dutt and Mandel A. (2018). Factors affecting the persistency of milk production in Jersey crossbred cattle. Journal of Dairy, Veterinary and Animal Research. Volume 7 Issue 6-2018.



- [21]. Kumar, N.; Ashetie, A., Tesfaye, A.; Yizengaw, H.A. (2014). Productive performance of indigenous and HF crossbred dairy cows in Gondar, Ethiopia. *Veterinary World*. Vol. 7 (177-181). EISSN: 2231-0916. Available at [www.veterinaryworld.org/](http://www.veterinaryworld.org/) Vol.7/ March-2014/13.pdf.
- [22]. M.K. Rao and D. Sandarsan (1979). Influence of environment and heredity on the Shape of Lactation curves in Sahiwal cows. *The Journal of Agricultural Science*, Volume 92 issue 2, April 1979, PP393-401.
- [23]. Macciott, P.P Nicolo; diamauro, Corrado, Rasso, P.G. Salvatore; Steri, Roberto and Pulina, Giuseppe (2011). The mathematical description of lactation curves in dairy cattle *Italian Journal of Animal Science*, Volume 10, 2011- issue 4.
- [24]. Maluit. B.D. (2010). Influence of season of calving, year of calving and parity order on the lactation performance of Kenana × Friesian crossbred dairy cows reared under intensive system. M.Sc. Thesis, Sudan University of Science and Technology, Sudan.
- [25]. Mutaz, M.M. (2006). A study on the effect of parity order, season and period of calving on reproductive and productive performance of Holstein Friesian cows in Sudan. M.Sc. Thesis. University of Khartoum.
- [26]. Nawal Kishor Pareek; Raman Narang (2015). Effect of Non-Genetic Factors on Persistency and Milk Production Traits in Murrah Buffaloes. *Journal of Animal Research*: V.5 n.3 p. 493-495. September 2015.
- [27]. Norma Patricia Dugue, Joaquim Casellas, Jorge Humberto Quijano, Ramon Casals and Xavier Such (2018). Fitting Lactation Curves in a Colombian Holstein Herd using nonlinear models. *Rev. Fac. Agron. Medellin* 71 (2): 8459-8468. 2018.
- [28]. Rana, M.S. (2015). Productive and Reproductive Performance of Pure Holstein Friesian Cattle in River Nile State, Sudan. A dissertation submitted to the University of Khartoum in Partial Fulfillment of the Requirements for M.Sc. in Dairy Production.
- [29]. Romero, S.; Conzalez Sagnaro, C.; Villar A.D. (1992). Effect of Growth Rate and Age and Body Weight at First Calving on Milk Yield. *Anim. Breed. Abstr.* 60:198.
- [30]. Sahinler, S. (2009) Estimation of sustained peak yield interval of dairy cattle lactation curves using a broken-line regression approach, *S. Afr. J. anim. Sci.* Vol.39 n.I Pretoria Jan. 2009.
- [31]. Shibra D., Tamir B., Kasa F. and Goshu G. (2019). Effect of Season, Parity, Exotic Gene level and lactation Stage on Milk Yield and Composition of Holstein Friesian Crosses in Central Highlands of Ethiopia. *European Journal of Experimental Biology* Vol. 9 No. 4:15, 2019.
- [32]. T. Strabel; J. Szyda, E. Ptak, J. Jamrozik (2004). Age- Season Lactation curves for production traits of cows calving in Wielkopolska region of Poland. *J. of Anim. Feed Sci.* 2004; 13 (3): 405-416.
- [33]. Tekerli, Mustafa (2000). Main Factors Affecting Milk Yield Traits of Holstein Cattle Herd Under the Conditions of Different Operations and Essential Parameters to Selection. Effects of Environment and Heridity on the Shape of Lactation Curve in Holsteins. Volume: 40, Issue: 1 1-13; 1016-877X; *Lalahan Hayvancilik Arstirma Enstitusu Dergisi*.
- [34]. Tekerli, M.; Kocak, S. (2009). Relationship between production and fertility traits in first lactation and lifetime performances of Holstein cows under Subtropical conditions. *Archiv Tierzucht* 52(4): 364-370.
- [35]. Utrera, Angel; Calderon, Rene; Galaviz-Rodriguez, Jose and Vega-Murillo, Vicente (2013). Effects of Breed Calving Season and Parity on Milk Yield, Body weight and Efficiency of Dairy Cows Under Subtropical Conditions. *International Journal Animal and veterinary Advances* 5(6): 226-332, 2013.
- [36]. Wala, M.F.; Ibtisam, E.M. (2004). The Interaction between lactation length and some productive and reproductive traits in Butana Dairy cows farm. University of Khartoum. *J. of Agricultural Sciences*, 12(3): 430-443.
- [37]. Wubshet Woldegiorgis Kassa, Yosef Tadesse Mengesha, Aynalem Haile Gebele (2020). Estimation of Non-Genetic Parameters for Reproduction and Production Traits of Holstein Friesian Dairy Herd at Elfora Cheff Dairy Farm, Amhara Region, Ethiopia. DOI: <https://doi.org/10.21203/rs.3.rs-97802/v1> 2020.
- [38]. Yousif, I. A.; Fadel- Elmoula, A.A.; Abu- Nekheila, A.M. (1998). Productive Performance of Crossbred cattle in Sudan. I. Lactation performance. *Proc., 8<sup>th</sup> Arab Veterinary Conf., Khartoum, March, 1998*. Pp 524-539.